

# 19 LUMINA D LED 24/36-LED



## Technical data:

- Power: ~220-240V / 50-60Hz
- Ambient/work temperature : -40°C do +40°C
- Protective class: I lub II
- Ingress protection code: IP66
- Mechanical impact protection code: IK10
- Surge protection: to 10kV
- Life time: L90, B10 >100 000h (for G5)
- Controls method: 1-10V, DALI, Ampdim, Dynadimmer, as an option - **socketed ZHAGA with SR driver (D4i)**,

## Construction:

The unit consist of a body. A shade is mounted to the luminary body with a ring. A disk separating electrical compartment from lighting compartment, is attached to a ring. A LED light sources radiator is settled to the disk. LED modules are mounted to the radiator with a set of lenses, by screws. The modules are powered with a power supply. The luminary cover is mounted to the luminary body with a hinge and closed with a screw so no additional tools are necessary. The luminary is sealed with a gasket. As an option, we equip the luminary with a ZHAGA socket.

## Mounting instructions:

- \*) - Mount the shade to the body with a ring. Tighten mounting bolts.
- \*) - Screw the LED light sources with a lenses to the radiator, mount a disk to the body.
- \*) - Connect the electrical cables according to the scheme.
- Close the cover, screw the bolt using hand.
- Luminary is mounted to the lantern depending on the pole construction - either hanging on M20 thread or mounted on the top of the pole on ø45-ø90 diameter.

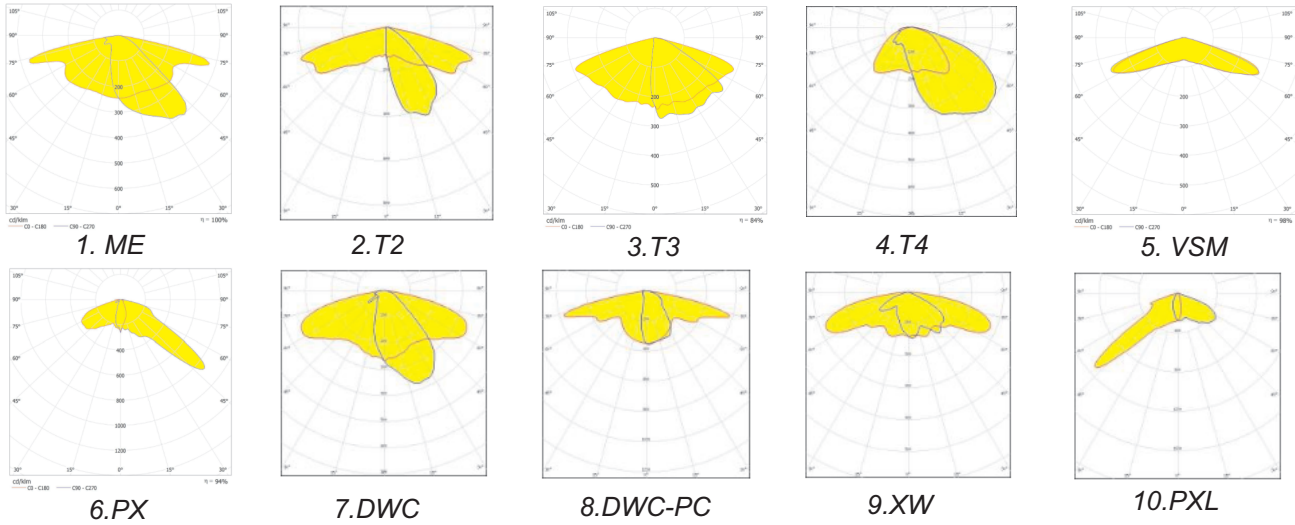
If any lantern elements are supplied factory-mounted, the mounting stages marked with \*) should be omitted (as this has already been done by the manufacturer).

Pn [W]	Light source	G5 (RA80) - Luminous flux [lm]			G5 (RA70) - Luminous flux [lm]				HE - Luminous flux [lm]				UHE - Luminous flux [lm]		If [mA]
		2700K (827)	3000K (830)	4000K (840)	2200K (722)	2700K (727)	3000K (730)	4000K (740)	2200K (722)	2700K (727)	3000K (730)	4000K (740)	3000K (730)	4000K (740)	
25W	24-LED	2876	3031	3204	2762	3061	3400	3663	3307	3351	3688	3790	4067	4127	300
32W	24-LED	3739	3940	4166	3592	3979	4422	4764	4361	4404	4849	4984	5362	5443	400
39W	24-LED	4568	4814	5090	4387	4861	5374	5820	5395	5426	5977	6144	6631	6731	500
46W	24-LED	5366	5656	5980	5154	5712	6348	6840	6410	6417	7073	7272	7876	7995	600
54W	24-LED	6138	6470	6841	5895	6534	4862	7827	7408	7378	8137	8367	9099	9236	700
61W	24-LED	6887	7259	7677	6614	7331	8151	8783	8389	8308	9168	9429	10299	10455	800
36W	36-LED	4314	4546	4806	4144	4591	5101	5494	4960	5026	5532	5684	6100	6191	300
47W	36-LED	5609	5911	6249	5387	5969	6633	7145	6542	6606	7274	7475	8043	8164	400
58W	36-LED	6851	7220	7634	6581	7292	8140	8731	8093	8139	8966	9216	9947	10097	500
69W	36-LED	8049	8483	8970	7731	8568	9522	10260	9615	9626	10610	10908	11815	11992	600
80W	36-LED	9207	9705	10262	8843	9801	10895	11740	11112	11067	12205	12550	13648	13854	700
92W	36-LED	10330	10889	11515	9921	10997	12226	13175	12584	12462	13752	14143	15448	15682	800
97W	36-LED	10879	11468	12128	10448	11582	12877	13878	13311	13141	14507	14920	16337	16584	850

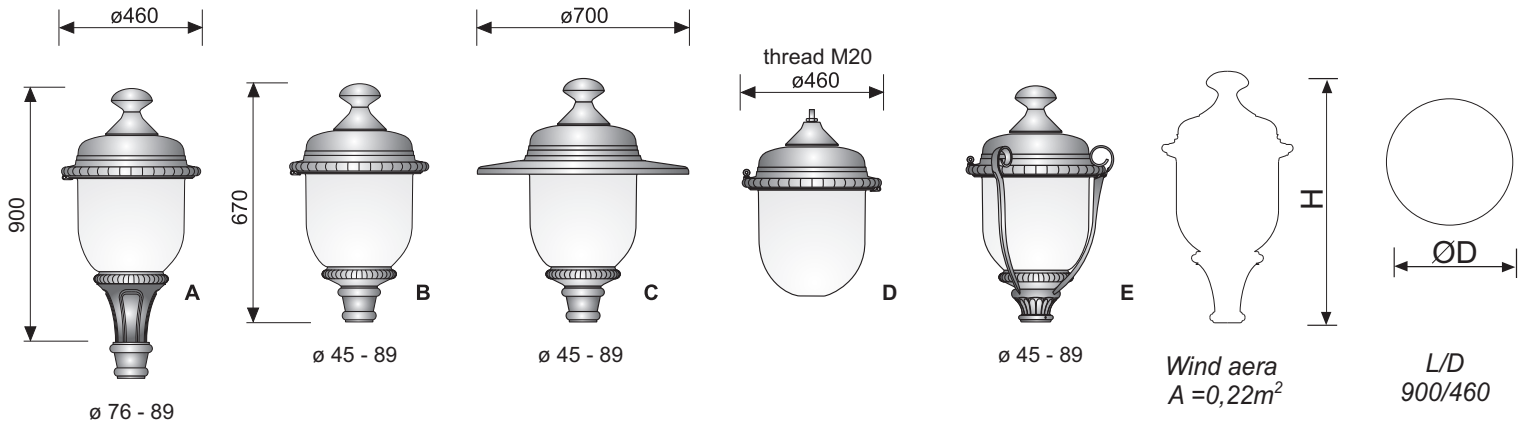
Luminous flux values shall be declared for ambient temperature 25°C. The class of modules used assumes 5% tolerance of the declared luminous flux value. The weight of the unit may slightly differ for individual production batches.

# 19 LUMINA D LED 24/36-LED

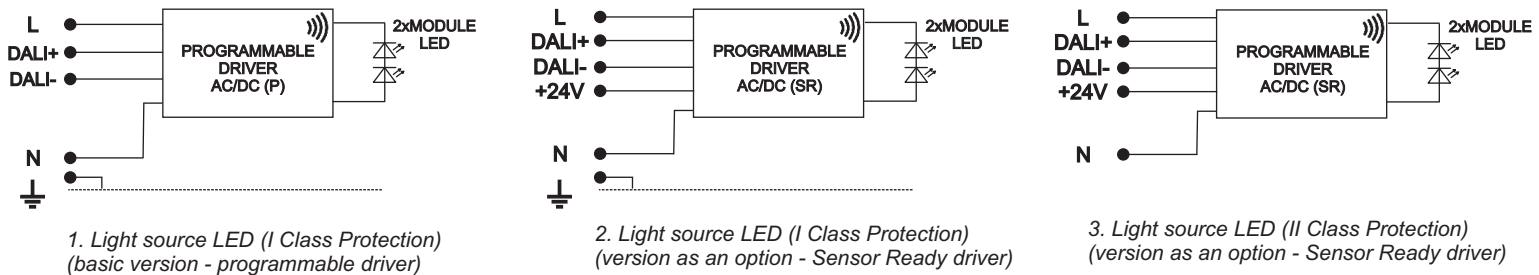
Available lenses - Photometry (polar plot) :



## Versions/assembling:



## Electrical diagrams:



-programmable driver (P) enables programming of a five-steps power reduction, surge protection to 10kV  
 -programmable driver (SR) enables to be powered wireless communication devices, via a ZHAGA socket, surge protection to 10kV  
 -detailed specifications of the power supplies include catalogue cards of their manufacturers, which we provide on request