

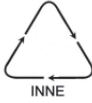
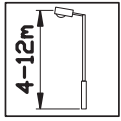


art metal

# 10C OPAL LED

F.P.H. Art Metal Sp.j.

Ul. Jabłoniowa 124, 83-331 Łapino Kartuskie, Poland  
Tel. 0048 58 681 80 78, Fax: 0048 58 681 80 64  
www.art-metal.pl e-mail: biuro@art-metal.pl



### Construction:

The unit consist of a body. A shade is mounted to the luminary body with a ring. A disk separating electrical compartment from lighting compartment is attached to a luminary body. A LED light source radiator is settled to the disk LED module is mounted to the radiator and tightly closed with a lens The module is powered with a voltage power supply. The luminary is sealed with a gasket.

### Mounting instructions:

- Screw the radiator to mount an LED light source to the disk.
- Connect the electrical cables according to the scheme.
- Tighten bolts to mount a disk to the luminary body.
- Mount the shade to the body with a ring. Tighten mounting bolts.
- The luminary is mounted to the lantern with a M20 thread (hanged luminary).

If any lantern elements are supplied factory-mounted, the mounting stages marked with \*) should be omitted (as this has already been done by the manufacturer).

### TECHNICAL DATA:

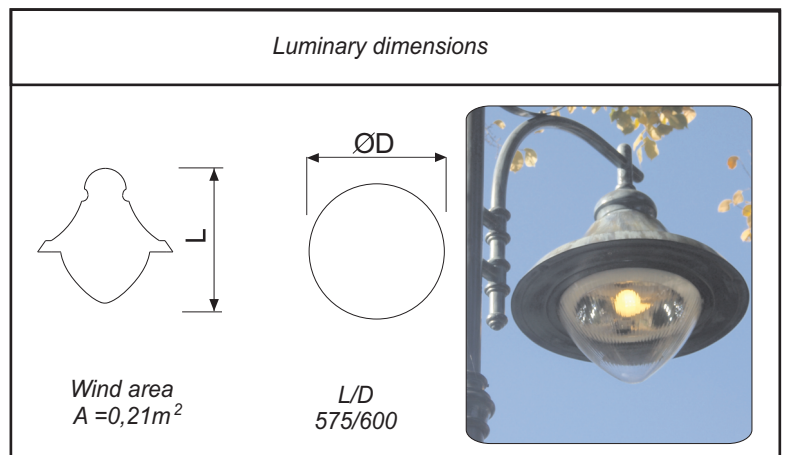
**Power:** ~230/50Hz

**Protective class:** I

**IP66 -electrical part**

**IP66 -optical part**

**IK08**



**WARNING !!** The weight of the unit may slightly differ for individual production batches.





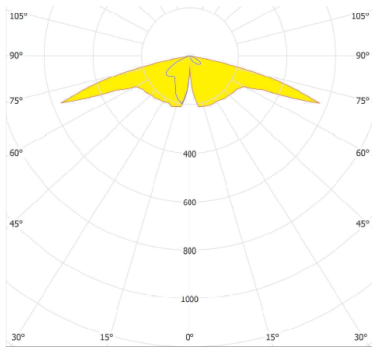
art metal

# 10C OPAL LED

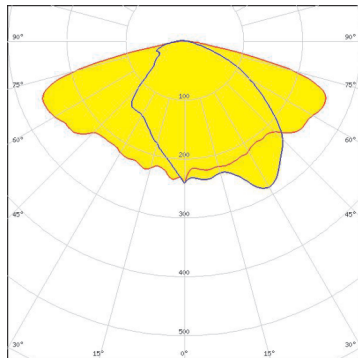
F.P.H. Art Metal Sp.j.

Ul. Jabłoniowa 124, 83-331 Łapino Kartuskie, Poland  
 Tel. 0048 58 681 80 78, Fax: 0048 58 681 80 64  
 www.art-metal.pl e-mail: biuro@art-metal.pl

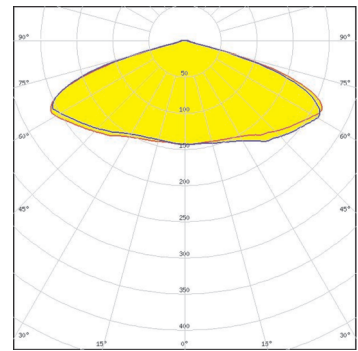
## AVAILABLE LENSES:



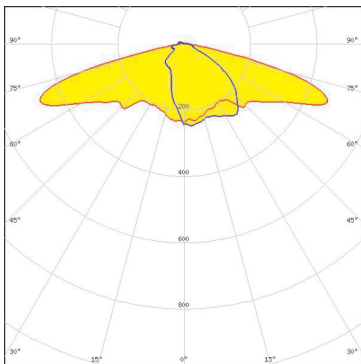
GT



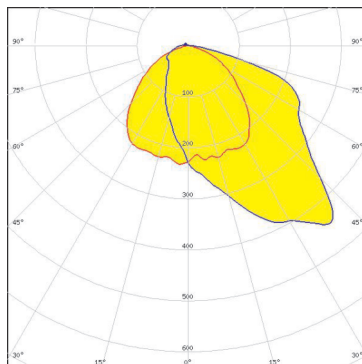
DWC2



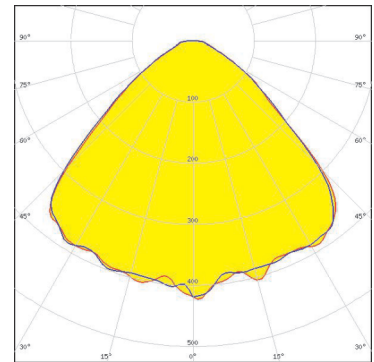
VSM



T2

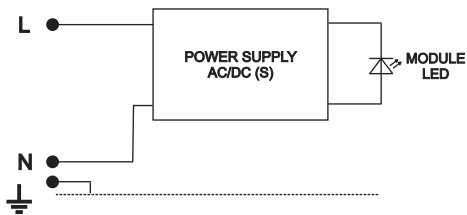


T4

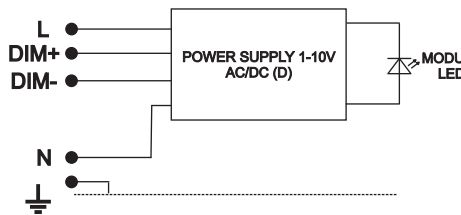


WWW

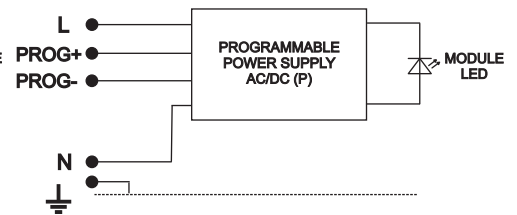
## ELECTRICAL DIAGRAMS:



1. Module LED -basic power supply (S)



2. Module LED -dimnable power supply (D)



3. Module LED -programmable power supply (P)

Type	Light-prod. element	Luminous flux[lm]			Light-prod. element	flux[lm]	Weight [kg]	Pn [W]
		2700K (827)	3000K (830)	4000K (840)		2200K (822)		
10BL-22W	CMA2550	2881	2990	3170	CXB2540	2051	7,1	22
10BL-33W	CMA2550	4189	4286	4609	CXB2540	2982	7,1	33
10BL-38W	CMA2550	4733	4842	5207	CXB2540	3369	7,1	38
10BL-50W	CMA2550	5993	6131	6593	CXB2540	4266	7,1	50
10BL-58W	CMA2550	6740	6896	7415	CXB2540	4797	7,1	58

**WARNING !!** The weight of the unit may slightly differ for individual production batches.

