

10 OPAL D 24-LED

Construction:

The unit consist of a body (1). A shade (2) is mounted to the luminary body with a ring (3). A disk (4) separating electrical compartment from lighting compartment, is attached to a luminary body. A LED light sources radiator (6) is settled to the disk (4). LED modules (5) are mounted to the radiator (6) with a set of lenses, by screws. The modules are powered with a power supply (7). The luminary is sealed with a gasket (8). As an option, we equip the luminary with a ZHAGA socket (11)

Mounting instructions:

- *) - Screw the LED light sources(5) with a lenses to the radiator (6).
- *) - Connect the electrical cables according to the scheme.
- Tighten bolts to mount a disk (4) to the luminary body (1).
- Mount the shade (2) to the body (1) with a ring (3). Tighten mounting bolts.
- The luminary is mounted to the lantern with a M20 thread (10) (hanged luminary).

If any lantern elements are supplied factory-mounted, the mounting stages marked with *) should be omitted (as this has already been done by the manufacturer).


Technical data:

- Power: **~220-240V / 50-60Hz**
- Ambient/work temperature : **-40°C do +40°C**
- Protective class: **I or II**
- Ingress protection code: **IP66**
- Mechanical impact protection code: **IK10**
- Surge protection: **to 10kV**
- Life time: **L90, B10 >100 000h (for G5)**
- Controls method: **1-10V, DALI, Ampdim, Dynadimmer,**
as an option - **socket ZHAGA with SR driver (D4i),**

Application:

Lighting: roadways, pavements, bicycle paths, markets, parks, parkings, pedestrian crossings

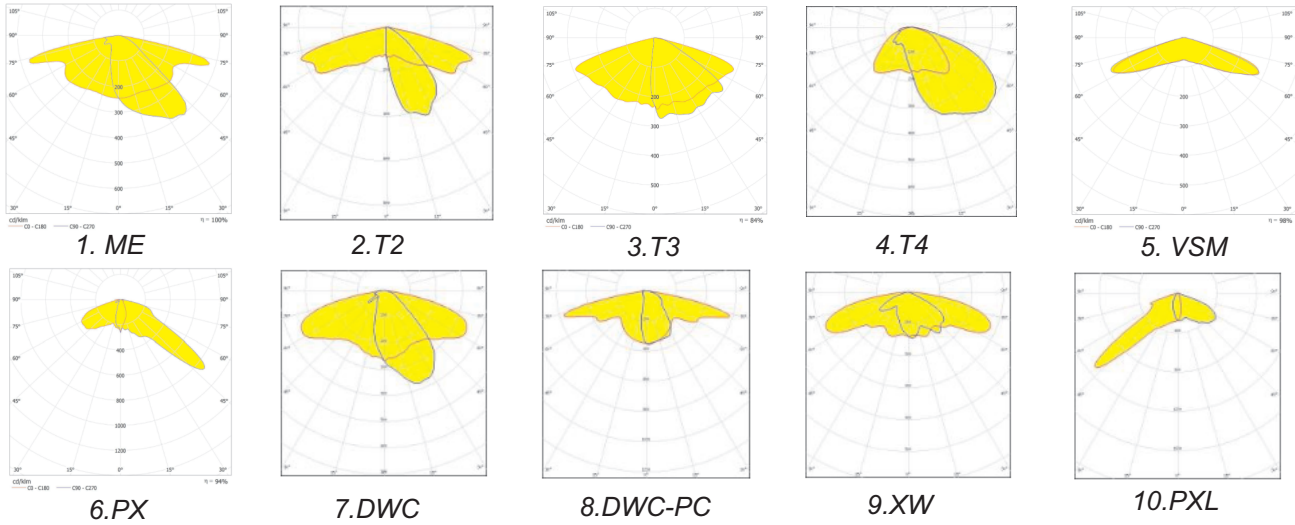

Product equipped with a replaceable light source LED - options:

Symbol	Light source	G5 - Luminous flux [lm]			HE - Luminous flux [lm]				UHE - Luminous flux [lm]		Pn [W]	If [mA]	Weight [kg]
		2700K (827)	3000K (830)	4000K (840)	2200K (722)	2700K (727)	3000K (730)	4000K (740)	3000K (730)	4000K (740)			
04 L-25W	24-LED	2641	2781	2940	3307	3351	3688	3790	4067	4127	25	300	7,0
04 L-32W	24-LED	3434	3615	3822	4361	4404	4849	7984	5362	5443	32	400	7,0
04 L-39W	24-LED	4196	4417	4670	5395	5426	5977	6144	6631	6731	39	500	7,0
04 L-46W	24-LED	4931	5191	5488	6410	6417	7073	7272	7876	7995	46	600	7,0
04 L-54W	24-LED	5643	5940	6281	7408	7378	8137	8367	9099	9236	54	700	7,0
04 L-61W	24-LED	6335	6668	7051	8389	8308	9168	9429	10299	10455	61	800	7,0

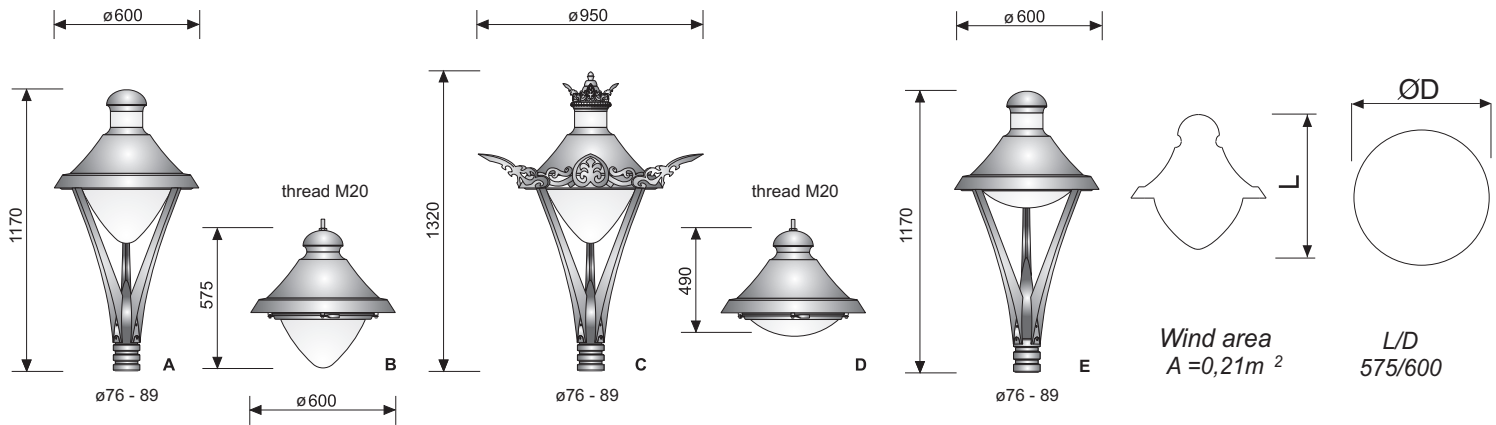
Luminous flux values shall be declared for ambient temperature 25°C. The class of modules used assumes 5% tolerance of the declared luminous flux value. The weight of the unit may slightly differ for individual production batches.

10 OPAL D 24-LED

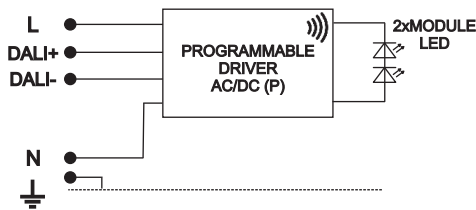
Available lenses - Photometry (polar plot) :



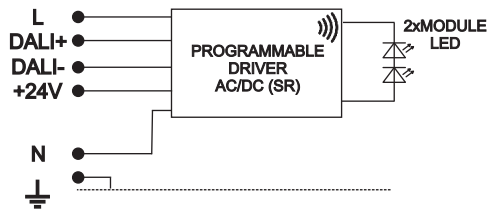
Versions/assembling:



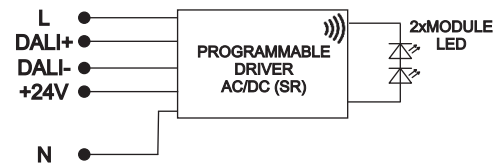
Electrical diagrams:



1. Light source LED (I Class Protection)
 (basic version - programmable driver)



2. Light source LED (I Class Protection)
 (version as an option - Sensor Ready driver)



3. Light source LED (II Class Protection)
 (version as an option - Sensor Ready driver)

-programmable driver (P) enables programming of a five-steps power reduction, surge protection to 10kV
 -programmable driver (SR) enables to be powered wireless communication devices, via a ZHAGA socket, surge protection to 10kV

-detailed specifications of the power supplies include catalogue cards of their manufacturers, which we provide on request